



LENAD

Levantamento Nacional
de Álcool e Drogas

About the Survey



UNIFESP



UNIAD

Unidade de Pesquisas em Álcool e Drogas

UNIVERSIDADE FEDERAL DE SÃO PAULO

1933

TED 01/2019

“Termo de Execução Descentralizada”

UNIFESP / SENAPRED



Funding History

2006

I LENAD

Secretaria Nacional de Políticas de Drogas (SENAD)
Governo Federal



2012

II LENAD

INCT (Programa Institutos Nacionais de Ciência e Tecnologia)
Ministério da Ciência, Tecnologia e Inovação (MCTI),
Conselho Nacional de Desenvolvimento Científico e Tecnológico (CNPq) & FAPESP.



2021

III LENAD

Secretaria Nacional de Cuidados e Prevenção às Drogas (SENAPRED)
Ministério da Cidadania
Governo Federal



2006



Main Sample
3007 14 yo +

Oversample
601 – Adolescents
(14-17yo)

2012



Main Sample
4607 14yo +

Oversample
1157 adolescentes
1160 SP State

2022



Main sample
12000 14yo+

Oversample
4000 adolescents



Timeline

Field preparation

JAN/FEB 2021

Instruments
Revision LENAD2
Literature review

MAY/JUN 2021

Method design
sampling
Executer selection

SET/OCT 2021

Sampling definitions
Randomizations
Cognitive interviews
Instruments closure
Protocols of assistance

JAN 2022

Review procedures
Field prep
Maps & “croquis”



**MAR/APR
2021**

Instruments
definition
Develop
questionnaire

JUL/AUG 2021

Contract
executor
Teams
alignment

**NOV/DEC
2021**

Training
interviewers
Logistics
PILOT

Timeline Data Collection

JAN TO JULY 2022

Data collection
Participants
support

SEP / OCT 2022

Data Analysis

JAN 2023

FINAL RESULTS
Reports &
Papers



JUL/AUG 2022

Database
consistency
Weightings

NOV/DEC 2022

Preliminary
Results

Method

Design

→ Nationally representative repetitive cross sectional study

Sampling

→ Multistage cluster sampling


→ Stratification based on Brazilian Statistic Center IBGE

Exclusion Criteria:

- ⊘ Indigenous populations
- ⊘ Non portuguese speakers
- ⊘ Serious Cognitive Impairment



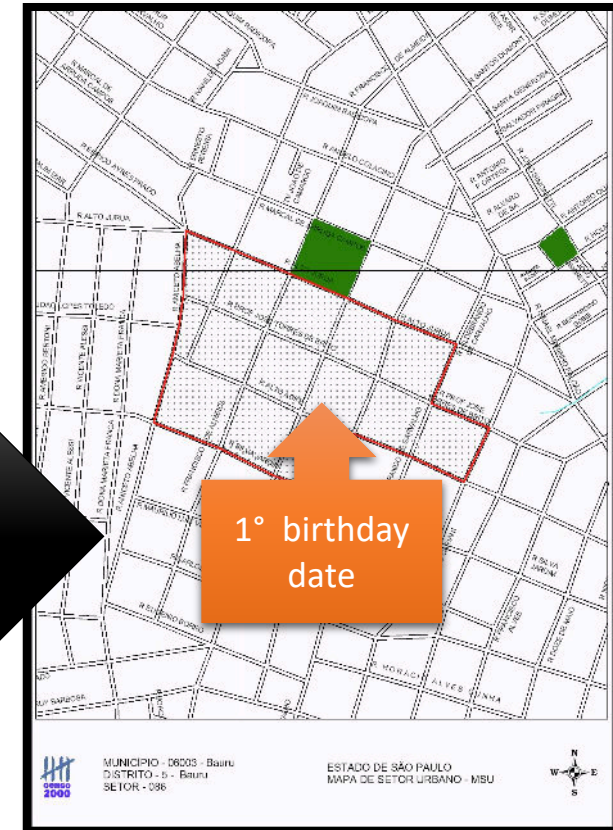
Stratified Probabilistic Sampling



4 Stages:

- 1º: Selection of cities (ppt)
- 2º Selection of census tracts (ppt)
- 3º Selection of household
- 4º Selection of participant (date of birthday)

Example





Levantamento nacional sobre o padrão de consumo de bebidas alcoólicas



II LENAD
Levantamento Nacional de Álcool e Drogas

2006

2012

**Método
LENAD**

147
Randomised cities



149
Randomised cities

70
Trained Interviewers



100
Trained Interviewers

3007
Participants 14yo +



4607
Participants 14yo +

Oversample
Adolescents n=601



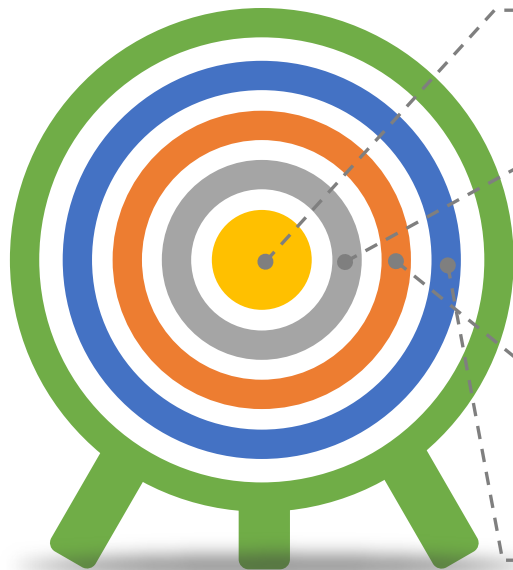
Oversample
Adolescents n=1157
SP n=1160



Sampling

- ~> **Main Sample:**
12.000 aged 14yo +
- ~> **Adolescent oversample:**
4.000 14/18yo
- ~> **Self representative cities:**
(440 census tracts)
- ~> **Random selection cities:**
population => 333.547
- ~> **11.334 census tracts**
- ~> **9 interviews per tract**

Assessments



AUDIT

SID10

DSM-IV

DSM-V

sds

severity of dependence scale (sds)

Over the last 3 months:

1. Did you ever think your use of cannabis was out of control?
 Never or almost never 0
 Sometimes 1
 Often 2
 Always or nearly always 3
2. Did the prospect of missing a smoke make you very anxious or worried?
 Never or almost never 0
 Sometimes 1
 Often 2
 Always or nearly always 3
3. Did you worry about your use of cannabis?
 Not at all 0
 A little 1
 Quite a lot 2
 A great deal 3
4. Did you wish you could stop?
 Never or almost never 0
 Sometimes 1
 Often 2
 Always or nearly always 3
5. How difficult would you find it to stop or go without?
 Not difficult 0
 Quite difficult 1
 Very difficult 2
 Impossible 3

sds score _____ / 15

(NB) Please note there are two cut-off scores: one for adults; SDS score of 3 and the other for adolescents; SDS score of 4.

Swift, W., Copeland, J. & Hall, W. (1998). Choosing a diagnostic cut-off for cannabis dependence. *Addiction* 93, 1681-1692.

DOMAIN	INSTRUMENT	WAVE's COMPARISON			New in 2022
		LENAD I	LENAD II	LENAD III	
SOCIODEMOGRAPHICS	Padrão / PNAD19	X	X	X	Social vulnerability Pandemic impact
ALCOHOL	Padrão de uso / AUDIT / CIDI-WHO / DSM-5	X	X	X	Pandemic Impact
SUD SERVICES USE	Indicador		X	X	Pandemic Impact
DRINK & DRIVE	Indicador	X	X	X	
SMOKING	Use Pattern Fagerström Scale	X	X	X	CIDI-WHO / Indicators
					Pandemic Impact
OTHER DRUGS	Use Pattern SDS SCALE	X	X	X	Update SPA
					Pandemic Impact
					Severity of Dependence Scale all substances used in the prev. year
PHYSICAL ACTIVITY	BR COHORT		X	X	Impacto pandemia
DIET	BR COHORT		X		n/a
HEALTH	Adult Psychiatric Morbidity in England		X	X	Pandemic Impact
					COVID-19 e Vaccination indicators
PUBLICITY	Indicador	X			n/a
URBAN VIOLENCE	Indicador		X	X	ACE-Iq Scale
CHILDHOOD ADVERSE EXPERIENCES	Conflict Tactic Scale red.	X	X	X	Pandemic Impact
INTERPERSONAL PARTNER VIOLENCE	Conflict Tactic Scale red.	X	X	X	
QUALITY OF LIFE	WHOQOL-SRPB 100 (OMS)		X		n/a
DEPRESSION	CES-D / PHQ-9	X	X	X	PHQ-9 Scale
					Pandemic Impact
SOCIAL SUPPORT	Adult Psychiatric Morbidity in England		X	X	ACE-Iq Scale
RECENT ADVERSE EXPERIENCES	Adult Psychiatric Morbidity in England		X		n/a
SPIRITUALITY	WHOQOL-SRPB	X	X	X	WHOQOL-SRPB

New assessments 2022




Other impulse disorders

- Intention to use
- Opioids
- SUD all drugs
- Drug & drive
- Impulsivity
- Eating disorders
- Smartphone addiction
- Internet addiction
- Gaming
- Gambling
- Darknet



Mental Health

- Anxiety
- Psychosis
- Parental style
- Suicide
- Self harm
- Diet
- Physical activities
- Normative beliefs



COVID Impacts

- Social impact
- Violence
- Treatment
- Drug use



DOMAIN	INSTRUMENT
INTERNET ADDICTION	Problematic Internet Use- PIUQ-SF9
GAMMING	Internet Gaming Disorder Test
SMARTPHONE USE ADDICTION	Smartphone Addiction Inventory (SPAI)
DARKNET	Global Drug Survey
PSYCHOSIS	CAPE-20
DRUG USE BELIEFS & INTENTIONS	Prevention International Center
ANXIETY	GAD-7
EATING DISORDERS	SCOFF
PARENTAL STYLE & MONITORING	ACE-Iq e Prevention International Center



Cities and census sectors

Region	Pop	Número de Setores Sorteados	Número de Municípios Sorteados
Centro-Oeste	6414401	60	20
Nordeste	29951143	270	90
Norte	8482787	75	25
Sudeste	36983982	330	110
Sul	17752167	165	55
Total	99584480	900	300

Sample error for each Region in each sample (considering rates of lenad2)

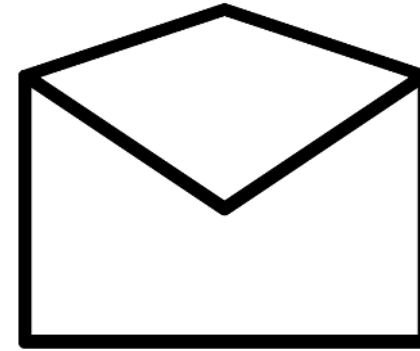
	Adultos Amostra	Adoles Proporcional	Adultos Margem de Erro 95%	Adoles
Norte	820	395	5.1%	6.0%
Nordeste	2,916	1,404	2.8%	3.4%
Sudeste	4,679	2,253	2.1%	2.7%
Sul	1,593	767	4.4%	4.9%
Centro-Oeste	792	381	5.2%	6.6%
Total	10,800	5,200	1.4%	1.8%



Self administrated questionnaire

Discrecy & Anonymicity

- ✓ All illicit drug use
- ✓ Suicide history
- ✓ Childhood adverse experiences (sexual violence)
- ✓ Hunger
- ✓ Risk expositions (unprotected sex, chemsex, promiscuity)
- ✓ Rape
- ✓ Prostitution



Ethics

PSYCHOLOGICAL SUPPORT TO PARTICIPANTS

Partnership with



Sobre o CAISM

O Centro de Atenção Integrada à Saúde Mental da Vila Mariana – CAISM VM – visa a oferta de serviços acadêmicos e assistenciais à saúde mental da população.

O CAISM VM dispõe de atendimento para diversas especialidades. São atendidos pacientes com condições psiquiátricas ou decorrentes do uso de substâncias psicoativas, de várias faixas etárias – crianças, adolescentes, adultos e idosos, objetivando oferecer uma assistência integral e de qualidade.

[CONHEÇA NOSSO TRABALHO](#)



Limitations

- Cross sectional design
- Self-report measures
- Small sample of drug users
- Household study x crack use pattern

Strengths

- Nationally representative sample
- Validated measures
- Good response rate
- Adolescents oversample

COORDINATION

DIRECTOR & TED COORDINATOR

Ronaldo R. Laranjeira

Graduação em Medicina pela Escola Paulista de Medicina (1982), Residência em Psiquiatria pela EPM (1984) e Phd em Psiquiatria pela Universidade de Londres (1994). Professor titular do Departamento de Psiquiatria da Universidade Federal de São Paulo. Orientador do programa de pós-graduação em Psiquiatria e Psicologia Médica da UNIFESP. Diretor da UNIAD (Unidade de Pesquisa em Álcool e Drogas) da UNIFESP. Diretor-Presidente da SPDM - Associação Paulista para o Desenvolvimento da Medicina.

Currículo Lattes: <http://lattes.cnpq.br/4152477223577402>

Research Coordination

Clarice Sandi Madruga

Graduação em Psicologia pela PUCRS (2000), Mestrado em Neurociências (UFRGS - 2003), Mestrado em Psicologia com ênfase em Dependência Química (Substance Misuse, Sussex University - 2006), Doutorado e Pós-doutorado em Psiquiatria e Psicologia Médica (Universidade Federal de São Paulo / UNIFESP e Kings College London - 2012). Professora afiliada e pesquisadora do Departamento de Psiquiatria da UNIFESP. Pesquisadora da Unidade de Pesquisa em Álcool e outras Drogas (UNIAD). Coordena o Levantamento Nacional de Álcool e Drogas (LENAD) e o Levantamento das Cenas de Uso das Capitais (LECUCA).

Currículo Lattes: <http://lattes.cnpq.br/0659290459957967>